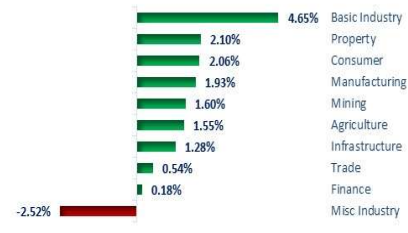


### IHSG Statistic (Weekly)

Last Price	6,126.36
Previous	6,056.12
Open	6,118.06
High	6,157.31
Low	6,064.83
Performance 5 day	+1.16%
Net Foreign Weekly (Rp Bn)	-764

### Sector Performance (Weekly)



Source : IDX

### Commodity

Crude Oil	0.61%
CPO	-4.54%
Nickel	4.00%
Silver	2.58%
Gold	1.37%
Coal	0.59%

Source: Trading Economic

### Currency (Weekly)

USD/IDR	-0.34%
EUR/USD	-3.35%
USD/JPY	-0.61%

Source: Trading Economics

### Domestic Macroeconomic

GDP 3Q18 (yoy)	5.17%
GDP 3Q18 (QoQ)	3.09%
Trade Balance (USD) Okt	-1.82
Export (YoY) Okt	3.59%
Import (YoY) Okt	23.66%
BI 7-Day RepoRate	6.00%
Inflation Rate Oct (mtm)	0.27%
Inflation Rate Oct (yoy)	3.23%

Source: BPS, BI

### Upcoming Released

CPI (CNY) Nov	December 9, 2018
GDP (JPY) Q3	December 10, 2018
Retail Sales (IDR) Oct	December 10, 2018
GDP (GBP) Q3	December 10, 2018
Manufacturing Production (GBP)	December 10, 2018
German ZEW Economic Sentiment	December 11, 2018
PPI (USD) Nov	December 11, 2018
CPI (USD) Nov	December 12, 2018
ECB Interest Rate (EUR) Dec	December 13, 2018
Industrial Production (CNY) Nov	December 14, 2018
German Manufacturing PMI Dec	December 14, 2018
Core Retail Sales (USD) Nov	December 14, 2018

Source: Investing

### Summary:

#### Pergerakan IHSG

IHSG dalam sepekan ini menguat 1.16% ditopang menguatnya sektor industri dasar, dan property. Asing mencatatkan net sell sebesar Rp 764 miliar dengan saham ASII dan BMRI menjadi net top seller, sedangkan saham BRPT dan ICBP menjadi net top buyer. Adapun, dirilisnya cadangan devisa pada Jumat sore yang berhasil naik USD 2 miliar menjadi sentiment positif terhadap IHSG. Kami memperkirakan pekan depan IHSG akan bergerak menguat dengan range pergerakan 6094-6167.

#### Inflasi di November Terkendali Sebesar 3.23%

Pada Noveber 2018 laju inflasi di Indonesia masih terkendali tercatat tumbuh 3.23% yoy meskipun dibawah estimasi 3.33% yoy. Penyebab inflasi ini terutama dipicu kenaikan pada harga produk-produk holtikultura, kenaikan harga udang, serta angkutan udara seiring adanya peningkatan permintaan menjelang natal dan akhir tahun. Selain itu, inflasi terkendali tidak terlepas dari konsistensi kebijakan Bank Indonesia dalam mengarahkan eskpektasi inflasi, termasuk dalam menjaga pergerakan nilai tukar Rupiah agar tidak fluktuatif.

#### Cadangan Devisa RI Surplus USD 117.20 Miliar

Cadangan Devisa RI di bulan November 2018 akhirnya berhasil naik USD 2 miliar menjadi USD 117.20 miliar. Kenaikan ini merupakan pertama kalinya RI mencatatkan cadangan devisa mengalami kenaikan di sepanjang tahun 2018 dimana sebelumnya sempat terus mengalami penurunan. Adapun, penopang kenaikan cadangan devisa tersebut berasal dari penerimaan devisa migas, penarikan utang luar negeri (ULN) pemerintah, dan penerimaan devisa lainnya yang lebih besar dari kebutuhan devisa untuk pembayaran ULN pemerintah.

#### Kekhawatiran Perang Dagang Masih Membayangi

Pada pertemuan di KTT G20, investor menyabut positif hasil pertemuan antara China dan AS yang berhasil sepakat untuk menunda pemberlakuan tambahan tarif baru dan akan kembali berunding dalam waktu 90 hari ke depan. Namun, meredanya kekhawatiran terkait hubungan dagang AS dan China mulai menghilang setelah adanya pemberitaan penangkapan seorang eksekutif perusahaan teknologi tinggi dari China oleh Pemerintah AS sehingga kembali menimbulkan kekhawatiran investor mengenai ketegangan baru antara AS dan China.

#### The Fed Kemungkinan Menahan Suku Bunga Acuannya

Menjelang FOMC meeting, dikabarkan bahwa para pejabat The Fed sedang mempertimbangkan untuk memberikan sinyal wait and see terkait kenaikan suku bunga acuan. Adapun, The Fed berencana memilih untuk menghentikan suku bunga sebesar 25 bps yang dilakukan secara bertahan dan tidak akan menaikannya pada Maret mendatang. Hal ini terjadi dikarenakan data-data pertumbuhan ekonomi AS yang berada dibawah ekspektasi

### Lampiran 1. Pergerakan IHSG



Source : Proclick

### Lampiran 2. Top Gainers

Top 10 Gainers			
No. Listed Stocks	Last Week	This Week	Change
1. Renuka Coalindo Tbk.	262	785	199.62%
2. Perdana Bangun Pusaka Tbk.	300	418	39.33%
3. Sumber Energi Andalan Tbk. [S]	640	880	37.50%
4. Mahaka Media Tbk. [S]	73	100	36.99%
5. Sat Nusapersada Tbk. [S]	478	645	34.94%
6. Pool Advista Finance Tbk.	1,330	1,790	34.59%
7. MD Pictures Tbk. [S]	610	815	33.61%
8. Arthavest Tbk. [S]	310	406	30.97%
9. Siloam International Hospitals Tbk. [S]	2,960	3,770	27.36%
10. Yanaprima Hastapersada Tbk.	500	625	25.00%

Source : IDX

### Lampiran 3. Top Loser

Top 10 Losers			
No. Listed Stocks	Last Week	This Week	Change
1. Sinergi Megah Internusa Tbk. [S]	540	210	(61.11%)
2. Metro Realty Tbk. [S]	296	212	(28.38%)
3. Bukit Uluwatu Villa Tbk.	276	212	(23.19%)
4. Protech Mitra Perkasa Tbk. [S]	320	246	(23.13%)
5. Onix Capital Tbk.	430	342	(20.47%)
6. Argha Karya Prima Industry Tbk. [S]	890	720	(19.10%)
7. Global Teleshop Tbk.	220	180	(18.18%)
8. Reliance Sekuritas Indonesia Tbk.	240	197	(17.92%)
9. Tunas Aifin Tbk.	336	280	(16.67%)
10. Majapahit Inti Corpora Tbk. [S]	396	332	(16.16%)

Source : IDX

### Lampiran 4. Top Volume

Top 10 Equity Trading Volume (In Million)				
No. Listed Stocks	Day	Volume	Value	Freq.
1. Hanson International Tbk.	5	5,467	639,525	5,448
2. Marga Abhinaya Abadi Tbk.	5	3,355	1,050,908	2,299
3. Bumi Resources Minerals Tbk. [S]	5	3,088	150,854	1,945
4. Trada Alam Minera Tbk.	5	2,552	571,674	12,551
5. Inti Agri Resources Tbk. [S]	5	2,350	484,303	7,891
6. Rimo International Lestari Tbk. [S]	5	2,179	345,624	1,847
7. Asuransi Kresna Mitra Tbk.	5	1,190	760,136	1,598
8. Astrindo Nusantara Infrastruktur Tbk.	5	1,156	66,656	14,362
9. Kresna Graha Investama Tbk.	5	962	636,271	19,554
10. Bumi Resources Tbk.	5	908	123,683	14,464

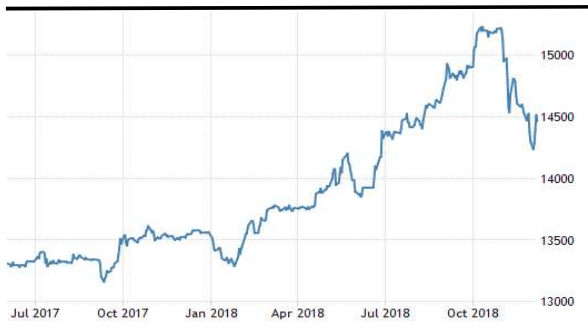
Source : IDX

### Lampiran 5. Top Value

Top 10 Equity Trading Value (In Million)				
No. Listed Stocks	Day	Volume	Value	Freq.
1. Bank Central Asia Tbk.	5	141	3,663,470	41,429
2. Bank Rakyat Indonesia (Persero) Tbk.	5	782	2,873,163	53,477
3. Astra International Tbk. [S]	5	275	2,291,703	36,717
4. Bank Mandiri (Persero) Tbk.	5	284	2,154,242	22,970
5. Telekomunikasi Indonesia (Persero) Tbk. [S]	5	527	1,965,805	57,651
6. United Tractors Tbk. [S]	5	52	1,515,260	46,148
7. Waskita Karya (Persero) Tbk. [S]	5	823	1,429,653	62,647
8. Barito Pacific Tbk. [S]	5	824	1,425,348	4,089
9. Perusahaan Gas Negara Tbk. [S]	5	687	1,421,351	59,962
10. Bank Negara Indonesia (Persero) Tbk.	5	153	1,325,879	21,517

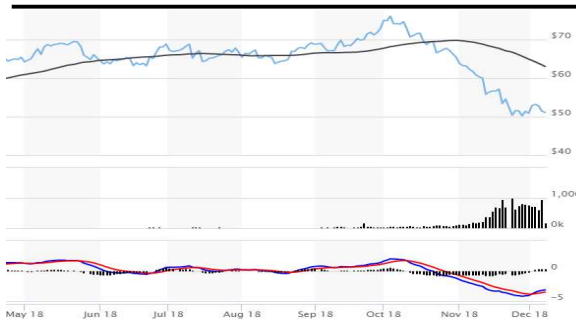
Source : IDX

**Lampiran 6. Kurs USD/IDR**



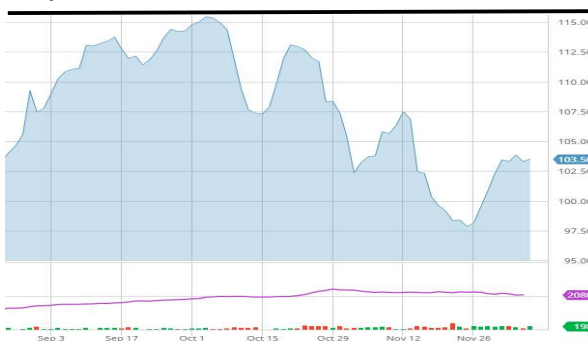
Source : Trading Economic

**Lampiran 7. Crude Oil**



Source : Marketwatch

**Lampiran 8. Ice Newcastle Coal**



Source : Barchart

**Lampiran 9. Palm Oil**



Source : Trading Economic

**Lampiran 10. Regional and Global Index**

Asia	Price	Day	Weekly	Monthly	Yearly	Date
NIKKEI 225	21,679 ▲ 177.06	0.82%	-3.01%	-3.59%	-4.96%	Dec/07 🔄
SHANGHAI	2,606 ▲ 0.71	0.03%	0.68%	-1.13%	-20.79%	Dec/07 🔄
STI	3,117 ▲ 1.79	0.06%	-0.01%	0.78%	-8.97%	Dec/07 🔄
Hang Seng	26,064 ▼ 92.62	-0.35%	-1.67%	-0.63%	-8.99%	Dec/07 🔄
Europe	Price	Day	Weekly	Monthly	Yearly	Date
FTSE 100	6819 ▲ 115	1.72 %	-2.43%	-4.62%	-7.89%	17:35 🔄
DAX	10902 ▲ 93	0.86 %	-3.28%	-5.55%	-17.23%	17:36 🔄
CAC 40	4850 ▲ 70	1.47 %	-3.18%	-5.59%	-10.27%	17:36 🔄
United States	Price	Day	Weekly	Monthly	Yearly	Date
Dow Jones	24805 ▼ 142	-0.57 %	-3.00%	-5.42%	1.82%	17:37 🔄
S&P 500	2681 ▼ 15	-0.54 %	-2.98%	-4.59%	1.00%	17:37 🔄
NASDAQ	7,188 ▲ 0.00	0.00%	-1.17%	-5.05%	5.09%	Dec/07 🔄

Source : Trading Economic

**Profindo Research Team:**

**Yuliana**  
(Research Analyst)  
[yuliana@profindo.com](mailto:yuliana@profindo.com)  
Ext 713

**Dimas W.P. Pratama, CSA®**  
(Technical Analyst)  
[Dimas.wp@profindo.com](mailto:Dimas.wp@profindo.com)  
Ext 715

**Desi Rahmitayanti**  
(Research Analyst)  
[desi.r@profindo.com](mailto:desi.r@profindo.com)  
Ext 714

**Profindo Equity Sales Team**

**Jessie James**  
(Head of Equity Sales)  
[jessie.james@profindo.com](mailto:jessie.james@profindo.com)  
Ext 314

**Prasetyo Nugroho**  
(Head of Dealing)  
[prasetyo.nugroho@profindo.com](mailto:prasetyo.nugroho@profindo.com)  
Ext 306

**Gabriella Pratiwy**  
(Head of Marcom & OLT)  
[Gabriella.pratiwy@profindo.com](mailto:Gabriella.pratiwy@profindo.com)  
Ext 600

**KANTOR PUSAT**

Permata Kuningan Building, 19F  
Jl. Kuningan Mulia, Kav. 9C, Guntur Setiabudi  
South Jakarta 12980  
Phone : +62 21 8378 0888  
Fax : +62 21 8378 0909  
WA : 0818 0772 5505  
FB : Proklik Profindo  
IG : @profindosekuritas  
Telegram : RanGers Stock Community  
Twitter : proclickRG

**PERWAKILAN SERANG.**

IDX Indonesia Stock Exchange  
Jl. Veteran No 39-40  
Cimuncang, Kota Serang  
Banten 42117

**DISCLAIMER**

This research report is prepared by PT PROFINDO SEKURITAS INDONESIA for information purposes only and is not to be used or considered as an offer or the solicitation of an offer to sell or to buy or subscribe for securities or other financial instruments. The report has been prepared without regard to individual financial circumstance, need or objective of person to receive it. The securities discussed in this report may not be suitable for all investors. The appropriateness of any particular investment or strategy whether opined on or referred to in this report or otherwise will depend on an investor's individual circumstance and objective and should be independently evaluated and confirmed by such investor, and, if appropriate, with his professional advisers independently before adoption or implementation (either as is or varied).